


MS250M/260M/270M/280-72



Length	Width	Depth	Weight	Solar cells
1957mm	992mm	50mm	22.5Kg	72 Pcs (156mm*156mm) in a 6*12 matrix connected

- High efficiency module using 6" monocrystalline solar cells (156 X156mm).
- 72 solar cells and connection in series.
- 14% or Higher module conversion efficiency.
- High reliable schottky bypass diode minimizes power drop by shade.
- Using optical low iron tempered anti reflective glass, EVA laminate and weatherproof back-sheet provide protection in the severe conditions of environment.
- Robust, Clear anodize aluminum frame protected.



SUPERIORITY

Designed for optimum use in residential and Commercial grid-tied applications.

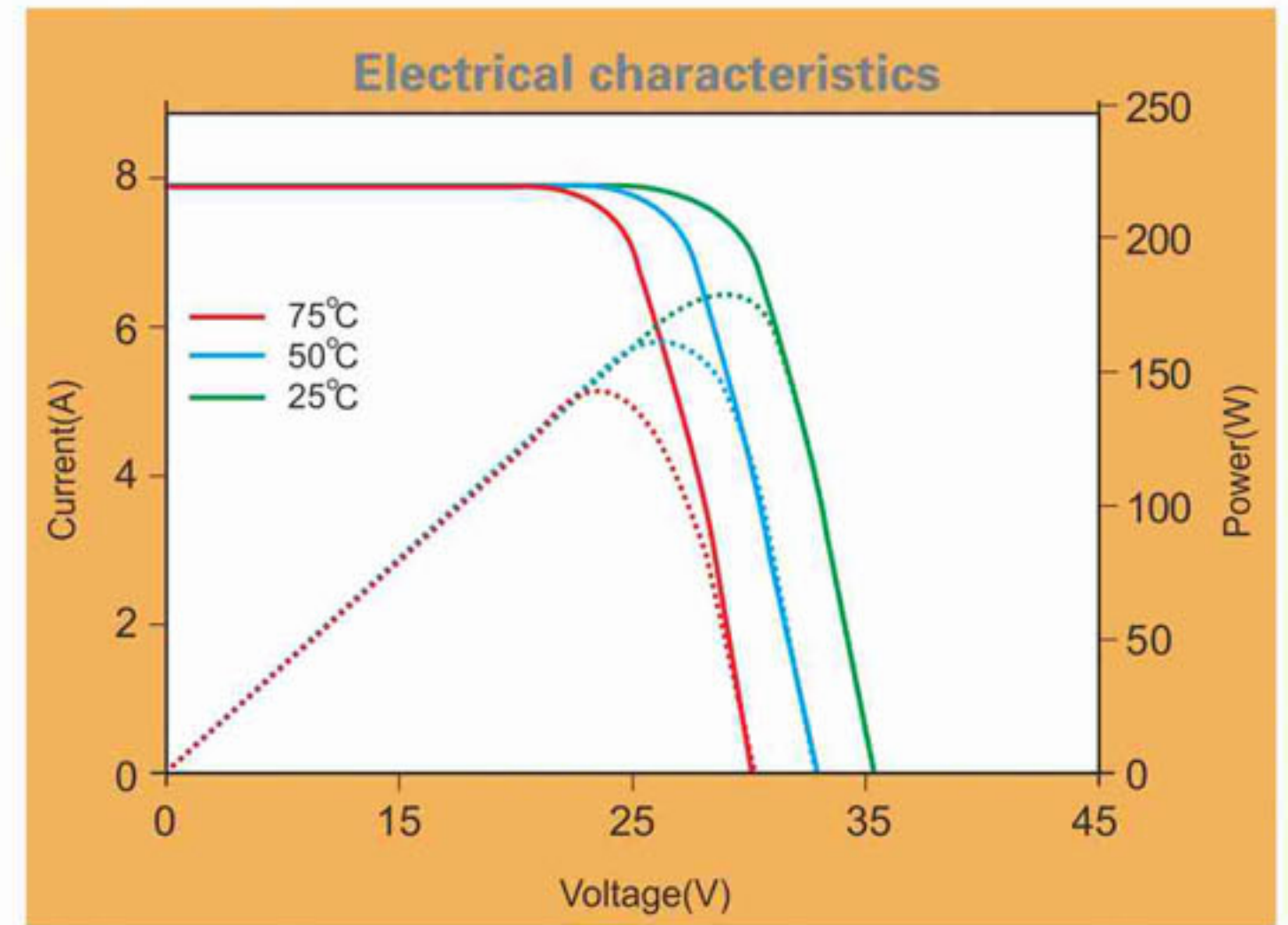
Bad weather withstand Junction BOX, crosslink cable and low connection losses connectors.

QUALITY ASSURANCE

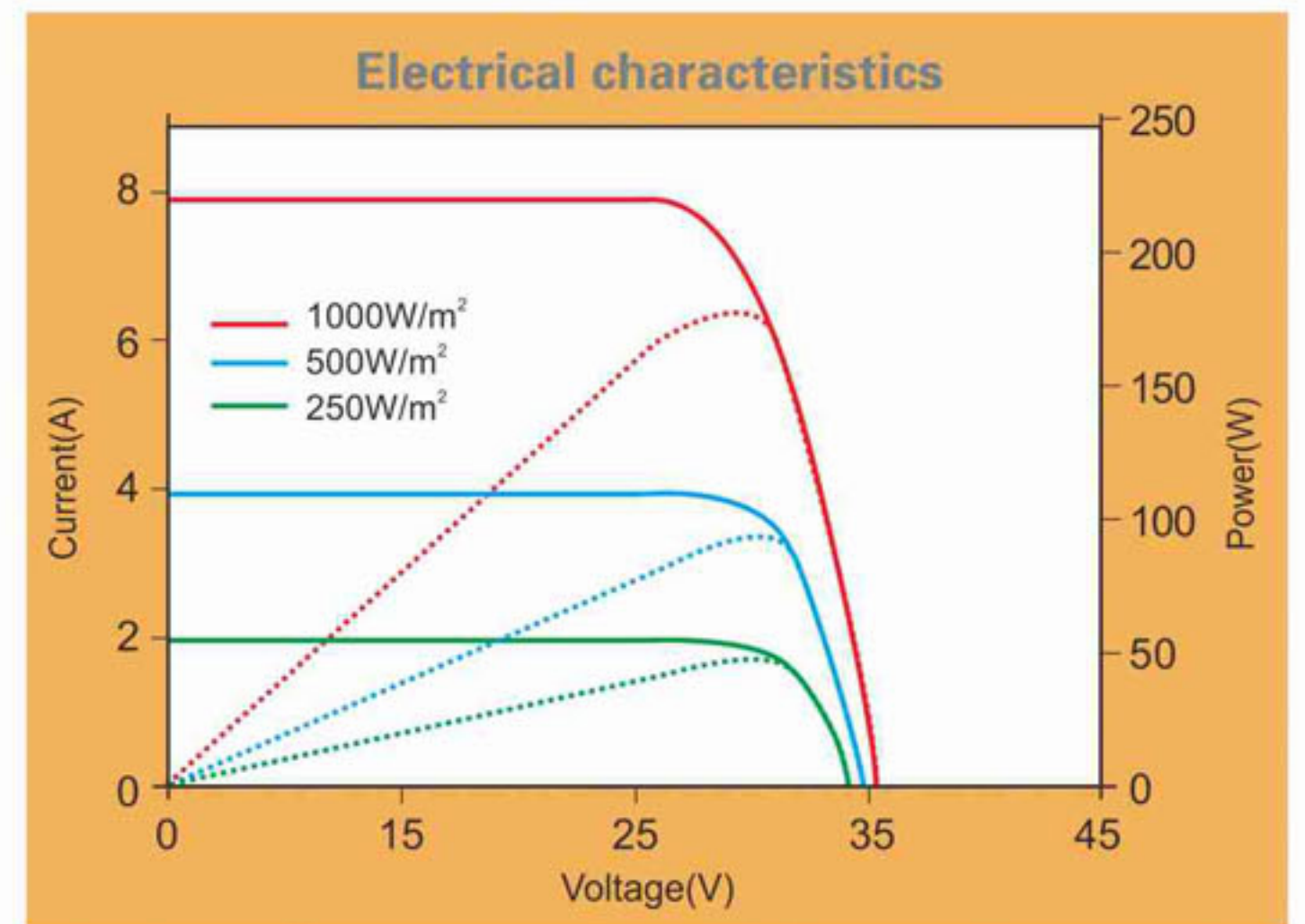
Utilizing advanced technology and automatic produdtion.

Complete test : Hot-spot endurance, Insulation, Outdoor exposure, UVpreconditioning, Humidity-freeze, Damp heat, Thermal cycling, Robustnessof terminations, Wet leakage current, Loading, Hail impact. Manufactured in ISO 9001 : 2008 certified facility.

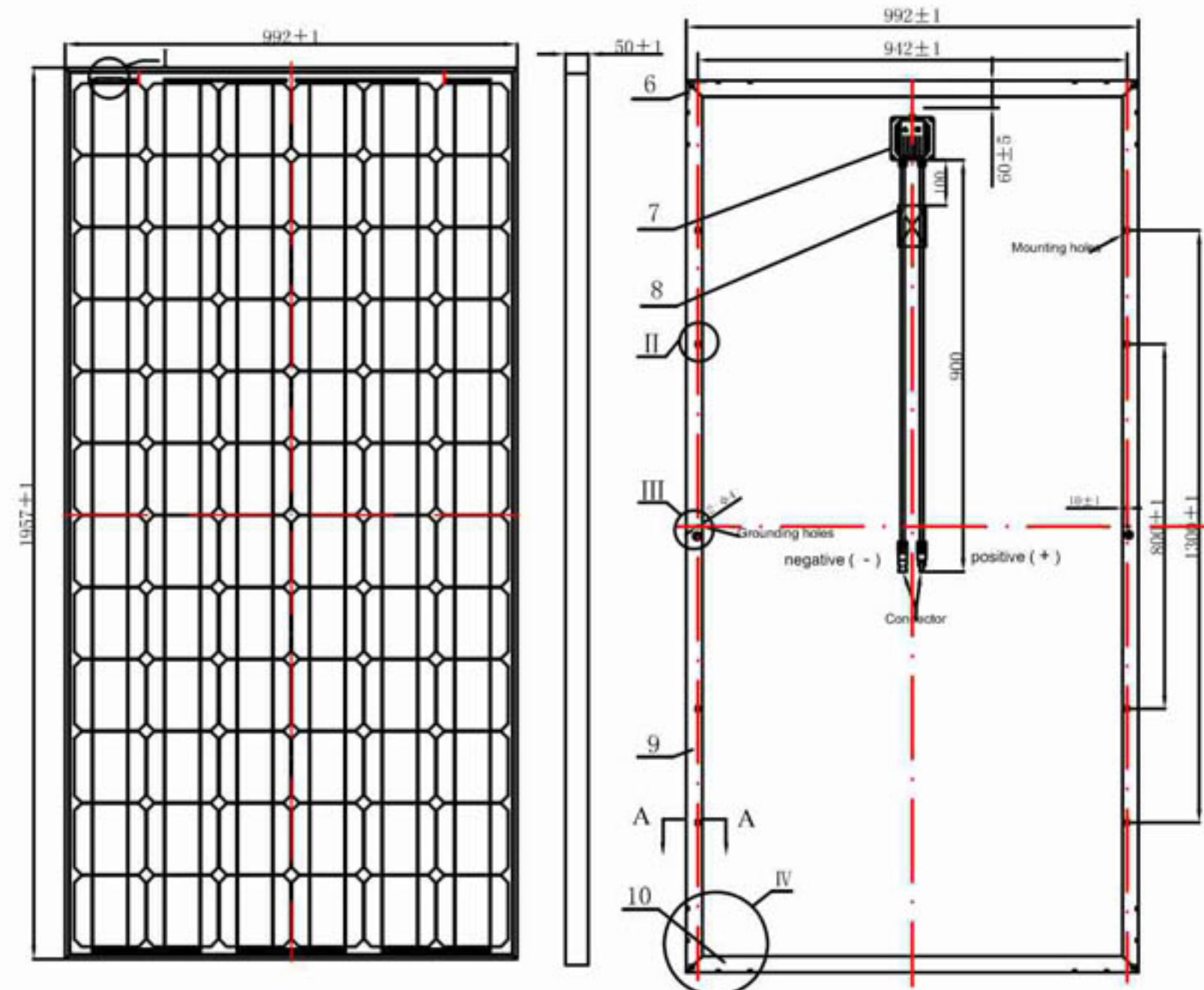
Electrical Data					
Power Rating	Pmpp	250W	260W	270W	280W
Maximum Current	Impp	7.01A	7.20A	7.48A	7.57A
Maximum Voltage	Vmpp	36.00V	36.00V	36.79V	35.94V
Short-circuit Current	Isc	7.63A	7.80A	8.07A	8.14A
Open-circuit Voltage	Voc	43.20V	43.27V	43.49V	43.56V
Efficiency Rating		12.96%	13.49%	14.03%	14.53%
Power Tolerance		3%			



Tested Operating Conditions	
Temperature range	-40°C to 85°C
Damp heat	85%RH
Max back loading	2400 Pa
Max front loading	5400 Pa
Hail impact	25mm Ice ball at 23m/s



Warranty	
5-year guarantee for workmanship	
12-year guarantee of max. 10% loss of power	
25-year guarantee of max. 20% loss of power	



At STC(Standard Test Conditions).1000W/m, 25° C cell temperature, AM1.5 spectrum